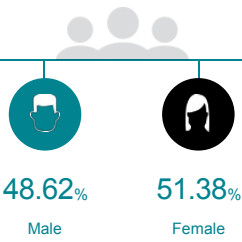


People

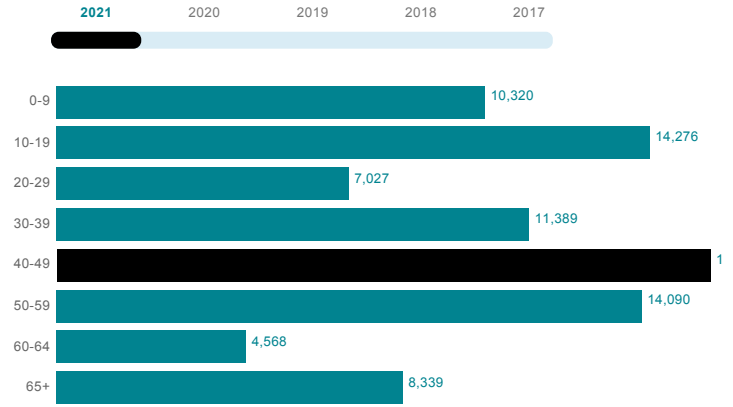
The total population of Johns Creek is 85,764. The median age is 38.9

85,764

Total Population



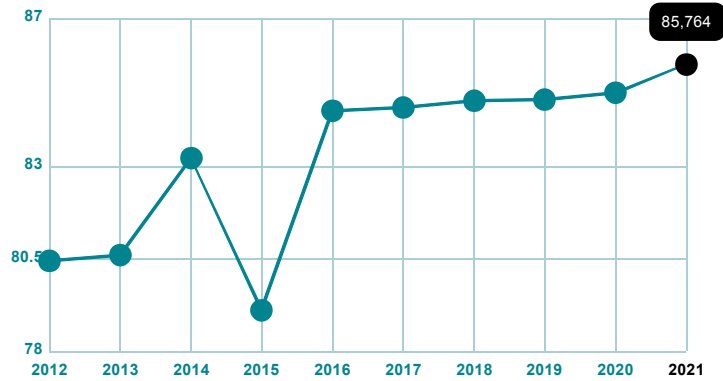
Age Distribution



Median Age

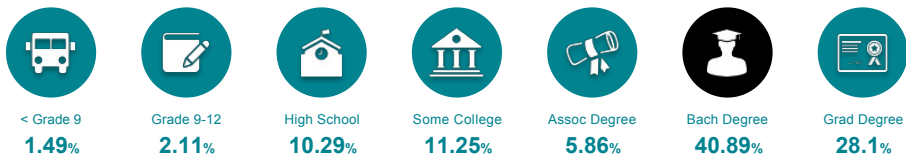
39

Population Growth (in thousands)



Educational Attainment

74.85% of the population in Johns Creek have an Associate's degree or higher. 68.99% have a Bachelor's degree or higher.



offer Associate's Degree or Certificate



offer Bachelor's Degree or Higher

Labor Force

Johns Creek has a labor force of 45,416 people, with an unemployment rate of 1.7%.



45,416

Labor Force

1.7%

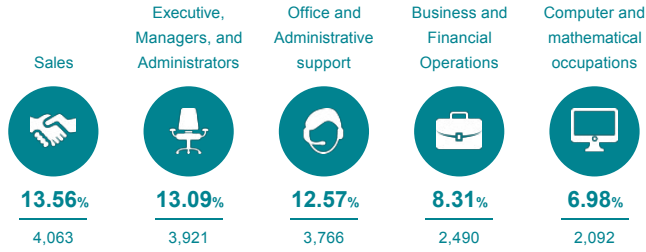
Unemployment Rate

▼ -1.4%

Unemployment Rate
Change (1 year)

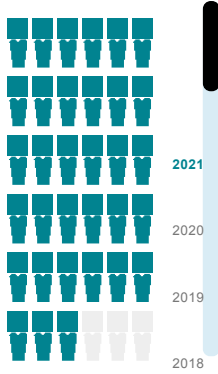
Talent

What are the largest job counts by occupation?

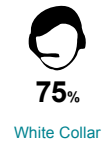


Total Employees

29,954



The work distribution of total employees in Johns Creek is:



Total Establishments

4,470



Businesses and Jobs

Johns Creek has a total of 4,470 businesses. In 2021, the leading industries in Johns Creek were Professional, Scientific, and Technical Services, Retail, Health Care and Social Services, and Banking, Finance and Insurance.

What are the top industries by jobs?



How many employees do businesses in Johns Creek have?



Income and Spending

Households in Johns Creek earn a median yearly income of \$127,891. 72.21% of the households earn more than the national average each year. Household expenditures average \$105,667 per year. The majority of earnings get spent on Shelter, Transportation, Food and Beverages, Health Care, and Utilities.



\$127,891

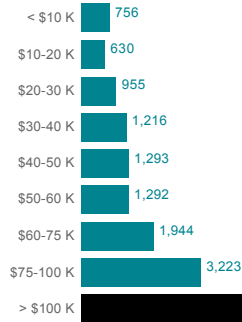
Median Household Income

68% more than the county

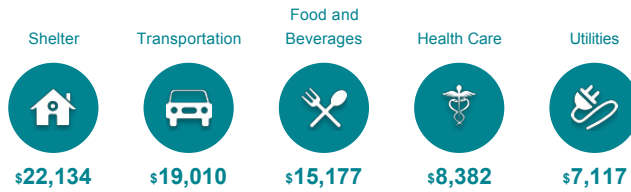
99% more than the state

88% more than the nation

Income Distribution



How do people spend most of their money?
PER HOUSEHOLD



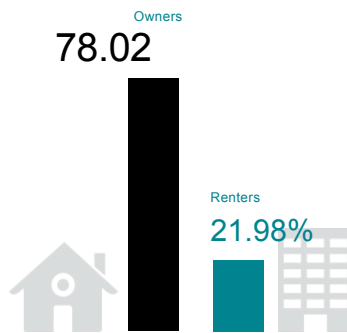
\$105,667

Median Household Expenditure

Housing

There are 56% more households who own their homes than there are renters.

Owners vs. Renters



Taxes

Top State Corporate Income Tax

5.75%

Top State Corporate Capital Gains Tax

6%

Top State Personal Income Tax

5.75%

Top State Personal Capital Gains Tax

6%

State Sales Tax

4%